



Setup Sheet

Track: Standard Setup

Driver: Travis Amezcua

Date: 2006

- Indoor
- Outdoor

- Slick
- Loose-Dir t
- Blue-Groove

- Smooth
- Rough
- Extra-Rough

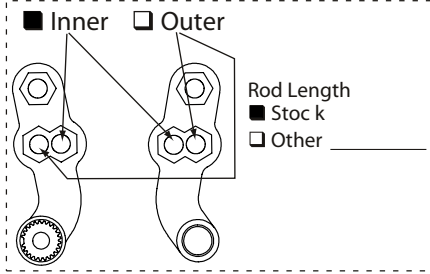
Front Suspension (Circle or Check the Appropriate Settings)

Toe In Out 0 °

Ride Height Arms under level

Camber - + 1/2 °

Caster Stock Other _____ °



Diff Plastic Steel

Drive Shafts Dogbone Aluminum CVD Steel

Front Shocks

Oil: 30

Piston: 57 Standard / Drilled

Spring: orange

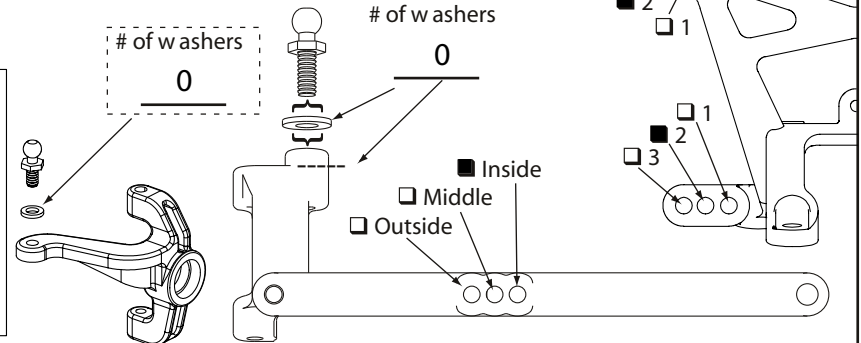
Internal Spring: _____

Limiters: Inside- .090 Outside- _____

Notes: _____

Sway Bar

No Yes size _____



Rear Suspension

Toe-In Inside Outside 3 °

Ride Height Dog bones level

Camber - + 1/2 °

Pivot Support 2 No Shim Shim Under Front Shim Under Rear

Diff Plastic Steel

Drive Shafts Dogbone Aluminum CVD Sliders Steel Plastic

Rear Shocks

Oil: 35

Piston: 55 Standard / Drilled

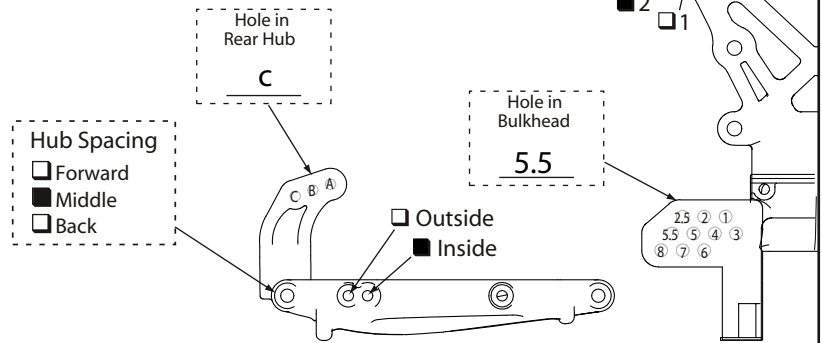
Spring: Pink

Limiters: Inside- .150 Outside- .140

Notes: _____

Sway Bar

No Yes size .055



Tires _____ Compound _____ Foam _____

Front: _____

Rear: _____

Motor: 9x1

Pinion: 17

Spur: 86

Wing Setup: LOSA8107

Clicker Adjustment: Locked One-Way: Soft Spring Stiff Spring

Slipper: Yes No

Battery Placement: Back Forward Other: _____

Notes: _____