

## SETUP SHEET for Team Associated's RC10GT

White numbers in squares are cross-referenced to the #7193 Complete Tuning Guide: GT.

### FRONT SUSPENSION

**2** **1** CASTER  5°  10°  15°  20°  25°  30°

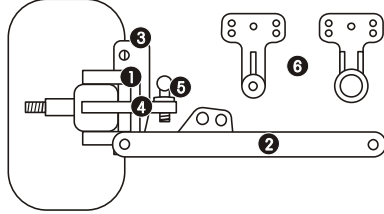
**4** **2** FRONT RIDE HEIGHT  ARMS LEVEL  other \_\_\_\_\_

**1** **3** CAMBER \_\_\_\_\_°

**3** **4** TOE-IN \_\_\_\_\_°

**5** **6** BUMP STEERSPACERS \_\_\_\_\_

**6** **6** STEERING ACKERMAN  
 STD  OPTIONAL



### CLUTCH

**35** INDICATE HOW CUT:

**36** CLUTCH BELL TEETH/PITCH \_\_\_ T / \_\_\_ P

**38** SPUR: \_\_\_\_\_ T

**35** SHOES  2  4  other \_\_\_\_\_  Bearings  Bushings

### REAR SUSPENSION

**8** **1** CAMBER \_\_\_\_\_°

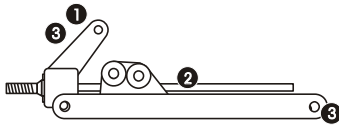
**11** **2** REAR RIDE HEIGHT:

BONES LEVEL  other \_\_\_\_\_

MIP CVD's  DOGBONES  UNIVERSALS

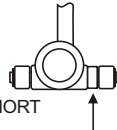
**10** **3** TOE-IN total, per side:

- 0°  
 3°  
 4.5°  
 6°



**13**

WHEELBASE  
ADJUSTMENT



SHORT

**REAR**

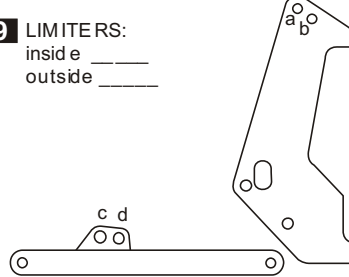
LONG

### FRONT SHOCKS

**14** BODY  STD  GRAY  other \_\_\_\_\_  
BODY  1.02  other \_\_\_\_\_

**16** SHAFT  1.02  other \_\_\_\_\_  
SHAFT  STD  Unobtainium

**19** LIMITERS:  
inside \_\_\_\_\_  
outside \_\_\_\_\_



PISTON # \_\_\_\_\_

SPRING \_\_\_\_\_

OIL \_\_\_\_\_ wt

**20** SHOCK MOUNTING  
tower: a / b arm: c / d

### REAR SHOCKS

**14** BODY  STD  GRAY  other \_\_\_\_\_

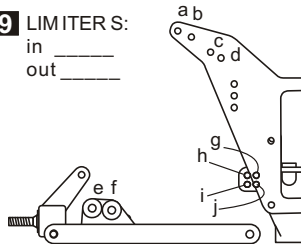
BODY  1.32  other \_\_\_\_\_

**16** SHAFT  1.32  other \_\_\_\_\_

SHAFT  STD  Unobtainium

**17** PISTON # \_\_\_\_\_

**19** LIMITERS:  
in \_\_\_\_\_  
out \_\_\_\_\_



**18** SPRING \_\_\_\_\_

**15** OIL \_\_\_\_\_ wt

**21** SHOCK MOUNTING  
tower: a / b / c / d  
arm: e / f

**9** CAMBER LINK ADJ:  
tower: g / h / i / j

### OTHER

**17** WEIGHTS \_\_\_\_\_ (oz/gm) **24** TIRE ADDITIVE  yes  no

**41** BODY \_\_\_\_\_ **42**  SPOILER

**22** FRONT TIRES \_\_\_\_\_ **25** FOAM \_\_\_\_\_

**23** REAR TIRES \_\_\_\_\_ **25** FOAM \_\_\_\_\_

**26** FRONT WHEELS  1 PC.  3 PC.  other \_\_\_\_\_

**26** REAR WHEELS  1 PC.  3 PC.  other \_\_\_\_\_

**40** CHASSIS:  TUB  other: \_\_\_\_\_

**43** RADIO \_\_\_\_\_ **44** SERVO \_\_\_\_\_

ENGINE NAME \_\_\_\_\_

**27**  .12  .15 **28**  PULL START  NON PULL START

**29** ENGINE TEMP: \_\_\_\_\_°

**34** TUNED PIPE:  ASSOC.  other: \_\_\_\_\_

**30** FUEL: \_\_\_\_\_ NITRO:  20%  other \_\_\_\_\_ %

**31** CARB TYPE: \_\_\_\_\_  rotation  slide valve

**32** CARB RESTRICTOR:  .190  .180  .170  NONE

**33** GLOW PLUG TYPE: \_\_\_\_\_

**37** SLIPPER SETTING:  STD  LOOSER  TIGHTER

### 45 TRACK CONDITIONS

SURFACE:  smooth  bumpy BUMPS: \_\_\_\_\_

TRACTION:  low  med.  high

COMPOSITION:

sandy  soft dirt  grass  clay  other \_\_\_\_\_

wet  dry  dusty  other \_\_\_\_\_

NOTES: \_\_\_\_\_

### 46 RACE COMMENTS

MAIN \_\_\_\_\_ PLACE \_\_\_\_\_  TQ

NOTES \_\_\_\_\_

### 47 TRUCK COMMENTS

NOTES \_\_\_\_\_